


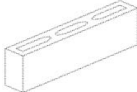

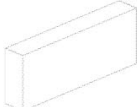


Description	Dimensions				Coverage*		Weight	Pallet Packaging		
	D	H	L	Units	Units/SF	SF/Pallet	Each	Pcs/Pallet	Weight	
4x4x24 Smooth Face	3 5/8	3 5/8	23 5/8	in	1.5	85.3	18.8 lbs	120	2,309 lbs	
	92.1	92.1	600	mm						
4x8x16 Smooth Face	3 5/8	7 5/8	15 5/8	in	1.13	79.6	25.3 lbs	90	2,330 lbs	
	92.1	193.7	396.9	mm						
4x8x16 Split Face	3 5/8	7 5/8	15 5/8	in	1.13	92.9	24 lbs	90	2,213 lbs	
	92.1	193.7	396.9	mm						
4x8x24 Cored Smooth Face	3 5/8	7 5/8	23 5/8	in	0.75	80	37.7 lbs	60	2,315 lbs	
	92.1	193.7	600	mm						
4x8x24 Solid Smooth Face	3 5/8	7 5/8	23 5/8	in	0.75	85.3	51 lbs	40	2,095 lbs	
	92.1	193.7	600	mm						
4x12x24 Solid Smooth Face	3 5/8	11 5/8	23 5/8	in	0.5	84	79.3 lbs	30	2,434 lbs	
	92.1	295.3	600	mm						

1 inch = 25.4 millimeter • 1 square foot = 0.092 903 04 square meter • 1 pound = 0.453 592 37 kilogram

*assumes typical 3/8" mortar joint