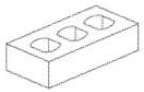
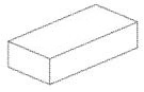
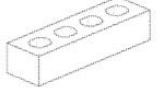
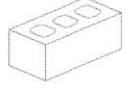
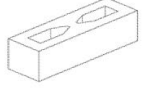
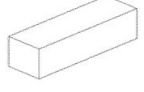
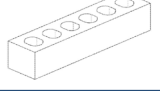
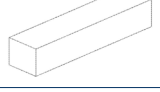
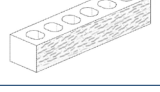
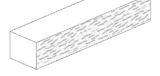
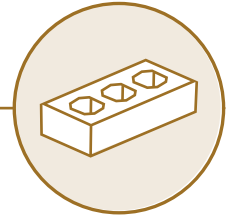
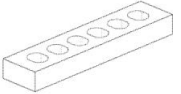
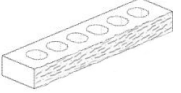

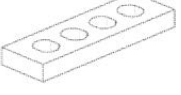
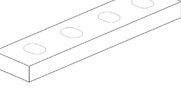


Description	Dimensions				Coverage*		Weight	Pallet Packaging		
	D	H	L	Units	Units/SF	SF/Pallet	Each	Pcs/Pallet	Weight	
Modular Cored Brick	3 5/8	2 1/4	7 5/8	in	6.75	88.9	3.8 lbs	600	2,309 lbs	
	92.1	57.2	193.7	mm						
Modular Solid Brick	3 5/8	2 1/4	7 5/8	in	6.75	88.9	5 lbs	480	2,453 lbs	
	92.1	57.2	193.7	mm						
King Cored Brick	2 3/4	2 5/8	9 5/8	in	4.8	27.9	4 lbs	504	2,069 lbs	
	69.8	66.7	244.5	mm						
Closure Cored Brick	3 5/8	3 5/8	7 5/8	in	4.3	83.7	6.7 lbs	360	2,479 lbs	
	92.1	92.1	193.7	mm						
Utility Cored Brick	3 5/8	3 5/8	11 5/8	in	3	80	9.3 lbs	240	2,280 lbs	
	92.1	92.1	295.3	mm						
Utility Solid Brick	3 5/8	3 5/8	11 5/8	in	3	66	11.8 lbs	200	2,413 lbs	
	92.1	92.1	295.3	mm						
Monarch Cored Brick	3 5/8	3 5/8	15 5/8	in	2.25	59.6	12.1 lbs	180	2,231 lbs	
	92.1	92.1	396.9	mm						
Monarch Solid Brick	3 5/8	3 5/8	15 5/8	in	2.25	59.6	16.6 lbs	150	2,543 lbs	
	92.1	92.1	396.9	mm						
Monarch Cored Brick Split Face	3 5/8	3 5/8	15 5/8	in	2.25	59.6	12.4 lbs	180	2,285 lbs	
	92.1	92.1	396.9	mm						
Monarch Solid Brick Split Face	3 5/8	3 5/8	15 5/8	in	2.25	59.6	17 lbs	120	2,093 lbs	
	92.1	92.1	396.9	mm						

1 inch = 25.4 millimeter • 1 square foot = 0.092 903 04 square meter • 1 pound = 0.453 592 37 kilogram

*assumes typical 3/8" mortar joint



Description	Dimensions				Coverage*		Weight	Pallet Packaging		
	D	H	L	Units	Units/SF	SF/Pallet	Each	Pcs/Pallet	Weight	
Ambassador Cored Brick	3 5/8	2 1/4	15 5/8	in	3.38	88.7	7.9 lbs	300	2,429 lbs	
	92.1	57.2	396.9	mm						
Ambassador Cored Split Face	3 5/8	2 1/4	15 5/8	in	3.38	88.7	8 lbs	300	2,453 lbs	
	92.1	57.2	396.9	mm						
Norman Cored Brick	3 5/8	2 1/4	11 5/8	in	4.5	70.6	5.9 lbs	360	2,178 lbs	
	92.1	57.2	295.3	mm						
Roman Cored Brick	3 5/8	1 5/8	11 5/8	in	6	80	4.2 lbs	480	2,069 lbs	
	92.1	41.3	295.3	mm						
Galactic Cored Brick	3 5/8	1 5/8	20 5/8	in	3.4	94.2	6.8 lbs	320	2,176 lbs	
	92.1	41.3	523.9	mm						

1 inch = 25.4 millimeter • 1 square foot = 0.092 903 04 square meter • 1 pound = 0.453 592 37 kilogram

*assumes typical 3/8" mortar joint