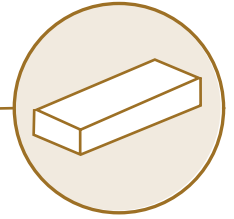






# PRODUCT GUIDE - HARDSCAPE



Description	Dimensions				Coverage*		Weight	Pallet Packaging		
	D	H	L	Units	Units/SF	SF/Pallet	Each	Pcs/Pallet	Weight	
Holland Paver	3 7/8	2 3/8	7 13/16	in	4.76	88	5.7 lbs	420	2,447 lbs	
	98.4	60.3	198.4	mm						

1 inch = 25.4 millimeter • 1 square foot = 0.092 903 04 square meter • 1 pound = 0.453 592 37 kilogram

\*assumes typical 3/8" mortar joint