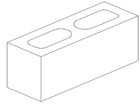
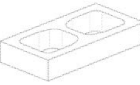
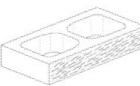




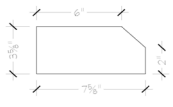
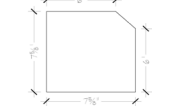


Description	Dimensions				Coverage*		Weight	Pallet Packaging		
	D	H	L	Units	Units/SF	SF/Pallet	Each	Pcs/Pallet	Weight	
6x8x16 Smooth Face	5 5/8	7 5/8	15 5/8	in	1.13	53	26.8 lbs	80	2,197 lbs	
	142.9	193.7	396.9	mm						
8x4x16 Smooth Face	7 5/8	3 5/8	15 5/8	in	2.25	60	18.2 lbs	135	2,510 lbs	
	193.7	92.1	396.9	mm						
8x4x16 Split Face	7 5/8	3 5/8	15 5/8	in	2.25	66.7	18 lbs	135	2,483 lbs	
	193.7	92.1	396.9	mm						
8x8x16 Smooth Face	7 5/8	7 5/8	15 5/8	in	1.13	53	39 lbs	60	2,393 lbs	
	193.7	193.7	396.9	mm						
8x8x16 Split Face	7 5/8	7 5/8	15 5/8	in	1.13	66.4	40.3 lbs	60	2,471 lbs	
	193.7	193.7	396.9	mm						
12x4x16 Smooth Face	11 5/8	3 5/8	15 5/8	in	2.25	44.4	23 lbs	100	2,353 lbs	
	295.3	92.1	396.9	mm						
12x8x16 Smooth Face	11 5/8	7 5/8	15 5/8	in	1.13	48.7	50.4 lbs	40	2,069 lbs	
	295.3	193.7	396.9	mm						
4x8x16 Sill	3 5/8	7 5/8	15 5/8	in	1.13	66.4	32.2 lbs	75	2,468 lbs	
	92.1	193.7	396.9	mm						
8x8x16 Sill	7 5/8	7 5/8	15 5/8	in	1.13	26.5	69 lbs	30	2,123 lbs	
	193.7	193.7	396.9	mm						

1 inch = 25.4 millimeter • 1 square foot = 0.092 903 04 square meter • 1 pound = 0.453 592 37 kilogram

*assumes typical 3/8" mortar joint